

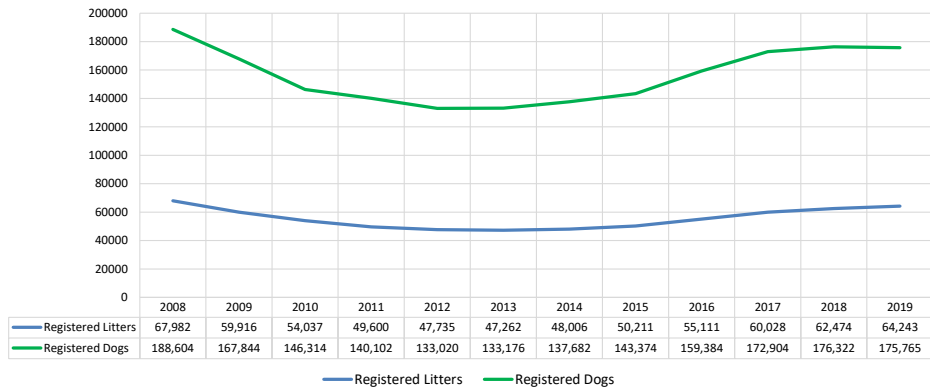
Sporting Group													
Metric	2008	2009	2010	2011	2012	2013	2014	2015	2016	2017	2018	2019	Notes
	Registered Litters	67,982	59,916	54,037	49,600	47,735	47,262	48,006	50,211	55,111	60,028	62,474	64,243
Litter Complement	468,162	411,513	369,614	340,301	327,098	324,344	328,992	344,554	383,415	422,237	439,394	455,297	# Pups in each year's litters (known as the "Complement")
Average Complement	6.89	6.87	6.84	6.86	6.85	6.86	6.85	6.86	6.96	7.03	7.03	7.09	Average # of pups per litter
Individually Registered Pups (to date)	174,846	151,485	137,085	132,609	127,963	131,009	136,643	143,646	160,801	168,940	161,294	121,283	# Pups from each year's litters individually registered (to date)
Actual Return Rate (to date)	37.3%	36.8%	37.1%	39.0%	39.1%	40.4%	41.5%	41.7%	41.9%	40.0%	36.7%	26.6%	% Pups from each year's litters individually registered (to date)
Limited Registrations (to date)	22,763	22,253	21,695	23,125	24,219	26,586	28,898	32,885	39,079	42,675	44,631	40,804	# Limited Registrations from each year's litters (to date)
% Complement Registered Limited (to date)	4.9%	5.4%	5.9%	6.8%	7.4%	8.2%	8.8%	9.5%	10.2%	10.1%	10.2%	9.0%	% Pups from each year's litters Registered as Limited (to date)
Revoked Limited (to date)	544	591	485	532	593	693	745	860	883	632	344	111	# Revoked Limited Dogs from each year's litters (to date)
Litters from Revoked Limited (to date)	499	538	436	471	539	637	686	788	818	596	331	109	Litters involving each year's Revoked Limited (to date)
Complement Bitches Bred	20,013	18,151	17,216	16,557	17,289	18,195	18,766	19,117	18,609	13,922	4,979	214	Bitches from each year's litters that have been bred (to date)
Complement Dogs Bred	12,515	10,768	9,709	9,272	9,070	8,940	9,312	9,127	8,985	7,509	4,022	266	Males from each year's litters that have been bred (to date)
Total Complement Bred (to date)	32,528	28,919	26,925	25,829	26,359	27,135	28,078	28,244	27,594	21,431	9,001	480	Total from each year's litters that have been bred (to date)
% Complement Bred (to date)	6.9%	7.0%	7.3%	7.6%	8.1%	8.4%	8.5%	8.2%	7.2%	5.1%	2.0%	0.1%	% of each year's litters that have been bred (to date)
Complement Bitches in Conformation	4,302	4,050	3,978	3,914	3,892	3,644	3,639	3,688	3,581	3,539	3,212	1,429	# Bitches from each year's litters in Conformation (to date)
Complement Dogs in Conformation	3,504	3,184	3,142	3,142	3,080	2,736	2,886	2,673	2,721	2,535	2,230	1,053	# Males from each year's litters in Conformation (to date)
Total Complement in Conformation (to date)	7,806	7,234	7,120	7,056	6,972	6,380	6,525	6,361	6,302	6,074	5,442	2,482	Total from each year's litters in Conformation (to date)
% Complement in Conformation (to date)	1.7%	1.8%	1.9%	2.1%	2.1%	2.0%	2.0%	1.8%	1.6%	1.4%	1.2%	0.5%	% of each year's litters in Conformation (to date)
Total Complement in Companion (to date)	2,430	2,345	2,282	2,309	2,230	2,052	2,039	1,921	1,814	1,398	716	109	Total from each year's litters in Companion (to date)
% Complement in Companion (to date)	0.52%	0.57%	0.62%	0.68%	0.68%	0.63%	0.62%	0.56%	0.47%	0.33%	0.16%	0.02%	% of each year's litters in Companion (to date)
Total Complement Placing in Performance (to date)	5,414	5,153	5,214	5,454	5,587	5,428	5,773	5,694	5,683	5,210	3,313	491	Total from each year's litters placing in Performance (to date)
% Complement Placing in Performance (to date)	1.2%	1.3%	1.4%	1.6%	1.7%	1.7%	1.8%	1.7%	1.5%	1.2%	0.8%	0.1%	% of each year's litters placing in Performance (to date)

AKC Dog Registrations	186,524	166,059	144,568	138,294	131,090	131,380	135,688	141,418	157,291	170,381	173,844	173,211	# Registered from AKC Litters during each year
FSS Registrations	319	166	138	299	214	229	199	128	76	76	2	1	# of FSS Dog Registrations each year
Conditional Registrations	346	377	362	336	344	300	403	426	566	774	789	788	# of Conditional Registrations each year
Open Registrations	274	238	284	255	342	295	300	296	310	333	344	323	# of Open Registrations each year
Foreign Registrations	1,141	1,004	962	918	1,030	972	1,092	1,106	1,141	1,340	1,343	1,442	# of Foreign-born Registrations each year
Total Dogs Registered	188,604	167,844	146,314	140,102	133,020	133,176	137,682	143,374	159,384	172,904	176,322	175,765	Total Dog Registrations each year
Unique Bitches Bred (each year)	60,215	53,455	48,415	44,475	42,200	41,531	42,000	43,849	47,614	51,797	54,070	55,369	Unique # bitches bred each year
Unique Dogs Bred (each year)	42,347	37,549	33,633	30,485	27,899	27,079	26,750	27,285	28,969	31,165	32,701	33,683	Unique # males bred each year
Total Bred (each year)	102,562	91,004	82,048	74,960	70,099	68,610	68,750	71,134	76,583	82,962	86,771	89,052	Unique # bred each year
Unique Bitches in Conformation (each year)	12,862	12,160	11,769	11,596	11,221	10,997	10,603	10,396	10,484	10,113	9,995	9,929	Unique # of bitches in Conformation each year
Unique Dogs in Conformation (each year)	10,993	10,561	10,005	9,799	9,650	9,430	8,978	8,706	8,506	8,289	8,045	7,908	Unique # of males in Conformation each year
Total Unique in Conformation (each year)	23,855	22,721	21,774	21,395	20,871	20,427	19,581	19,102	18,990	18,402	18,040	17,837	Unique # in Conformation each year
% Change Conformation		-4.8%	-4.2%	-1.7%	-2.4%	-2.1%	-4.1%	-2.4%	-0.6%	-3.1%	-2.0%	-1.1%	YOY % Change Conformation total dogs
Unique Bitches in Companion (each year)	5,609	5,464	5,383	5,451	5,507	5,502	5,463	5,270	5,198	5,100	5,061	5,061	Unique # of bitches in Companion each year
Unique Dogs in Companion (each year)	4,743	4,569	4,563	4,639	4,653	4,621	4,608	4,480	4,452	4,375	4,283	4,202	Unique # of males in Companion each year
Total Unique in Companion (each year)	10,352	10,033	9,946	10,090	10,160	10,123	10,071	9,750	9,650	9,475	9,344	9,263	Unique # in Companion each year
% Change Companion		-3.1%	-0.9%	1.4%	0.7%	-0.4%	-0.5%	-3.2%	-1.0%	-1.8%	-1.4%	-0.9%	YOY % Change Companion total dogs
Unique Bitches Placing in Performance (each year)	6,752	6,849	6,549	6,503	6,672	6,746	6,877	6,771	7,140	7,672	8,119	8,712	Unique # of bitches placing in Performance each year
Unique Dogs Placing in Performance (each year)	7,456	7,513	7,217	7,159	7,285	7,332	7,432	7,427	7,611	7,957	8,283	8,540	Unique # of males placing in Performance each year
Total Unique Placing in Performance (each year)	14,208	14,362	13,766	13,662	13,957	14,078	14,309	14,198	14,751	15,629	16,402	17,252	Unique # placing in Performance each year
% Change Performance		1.1%	-4.1%	-0.8%	2.2%	0.9%	1.6%	-0.8%	3.9%	6.0%	4.9%	5.2%	YOY % Change Performance total dogs placing

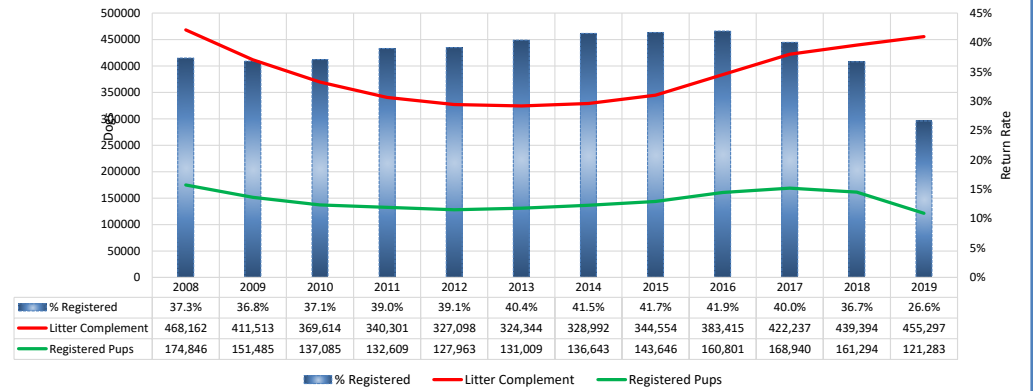
% Change YOY	2008	2009	2010	2011	2012	2013	2014	2015	2016	2017	2018	2019	
Registered Litters	N/A	-11.9%	-9.8%	-8.2%	-3.8%	-1.0%	1.6%	4.6%	9.8%	8.9%	4.1%	2.8%	These %'s are calculated to show the change each year from the previous year.
Litter Complement	N/A	-12.1%	-10.2%	-7.9%	-3.9%	-0.8%	1.4%	4.7%	11.3%	10.1%	4.1%	3.6%	
Registered Dogs	N/A	-11.0%	-12.8%	-4.2%	-5.1%	0.1%	0.0%	4.1%	11.2%	8.5%	2.0%	-0.3%	
% Change Relative 2008	2008	2009	2010	2011	2012	2013	2014	2015	2016	2017	2018	2019	
Registered Litters	0.0%	-11.9%	-20.5%	-27.0%	-29.8%	-30.5%	-29.4%	-26.1%	-18.9%	-11.7%	-8.1%	-5.5%	These %'s are calculated to show the change each year compared to 2008.
Litter Complement	0.0%	-12.1%	-21.0%	-27.3%	-30.1%	-30.7%	-29.7%	-26.4%	-18.1%	-9.8%	-6.1%	-2.7%	
Registered Dogs	0.0%	-11.0%	-22.4%	-25.7%	-29.5%	-29.4%	-27.0%	-24.0%	-15.5%	-8.3%	-6.5%	-6.8%	

Sporting Group

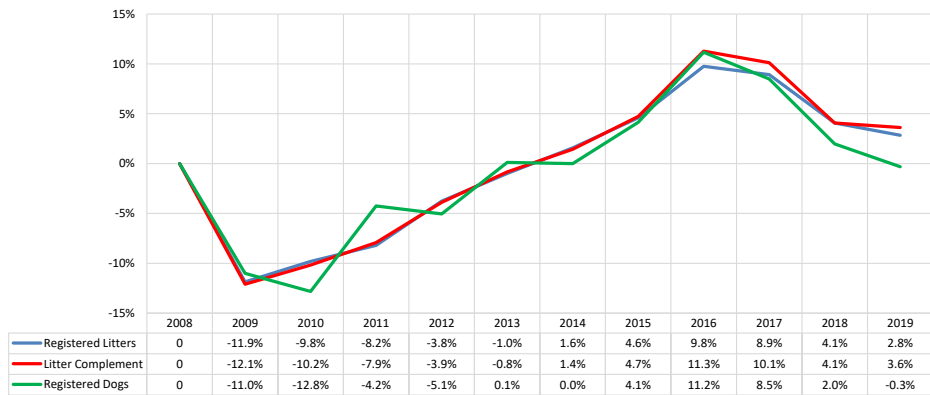
AKC Dog & Litter Registrations



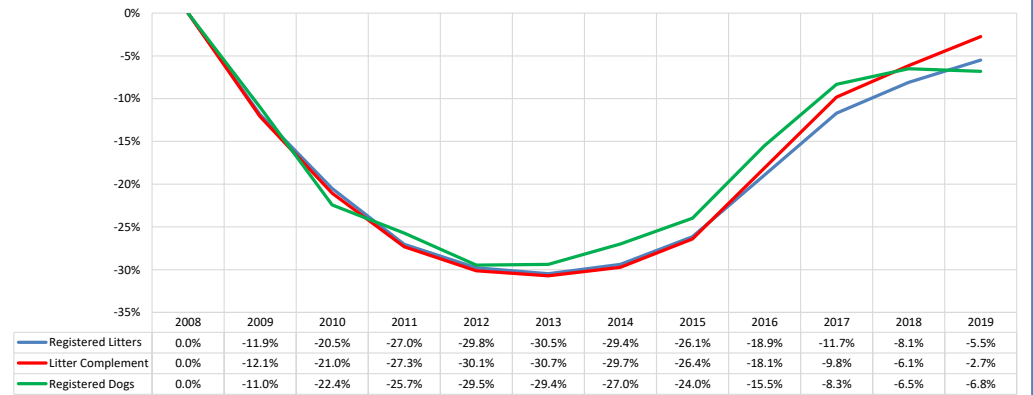
% of Each Year's Litter Complement that were Eventually Registered



% Change from Previous Year (YOY)

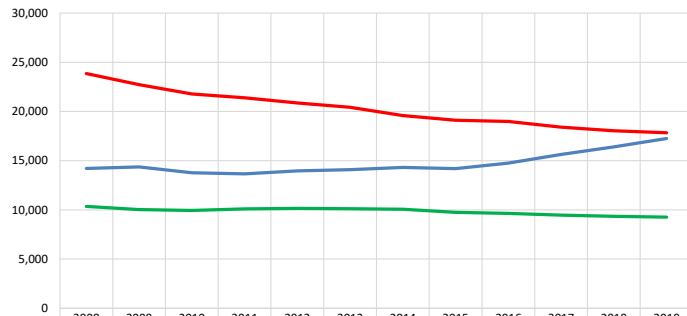


% Change Relative to 2008



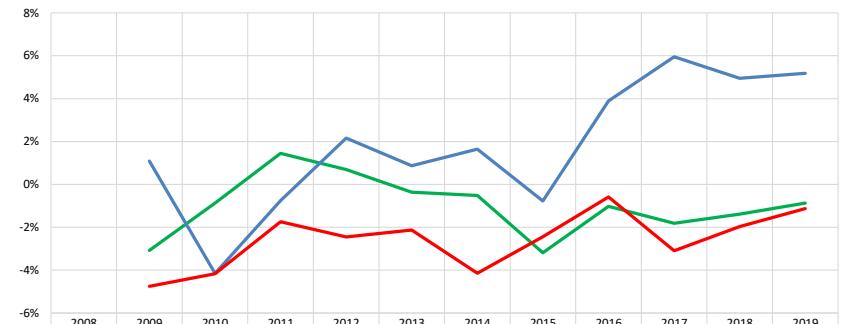
Sporting Group

Competing: Total Unique Dogs by Sport Each Year



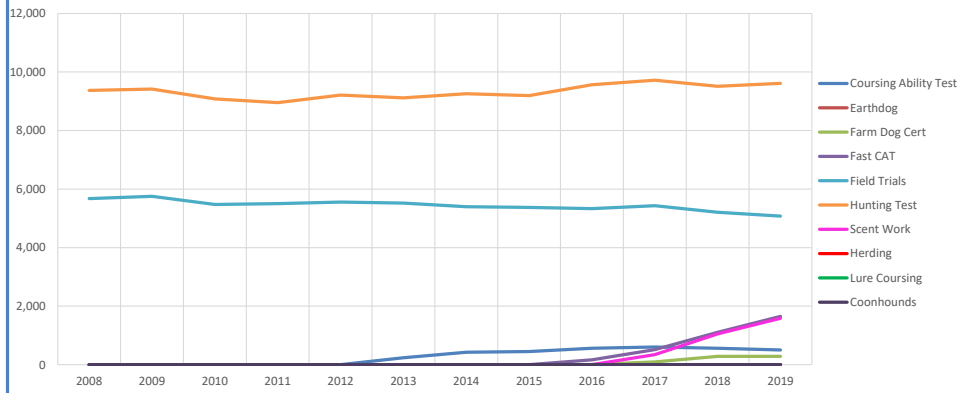
Total Unique in Companion (each year)	10,352	10,033	9,946	10,090	10,160	10,123	10,071	9,750	9,650	9,475	9,344	9,263
Total Unique Placing in Performance (each year)	14,208	14,362	13,766	13,662	13,957	14,078	14,309	14,198	14,751	15,629	16,402	17,252
Total in Conformation (each year)	23,855	22,721	21,774	21,395	20,871	20,427	19,581	19,102	18,990	18,402	18,040	17,837

Competing: % Change Unique Total Dogs Year over Year by Sport

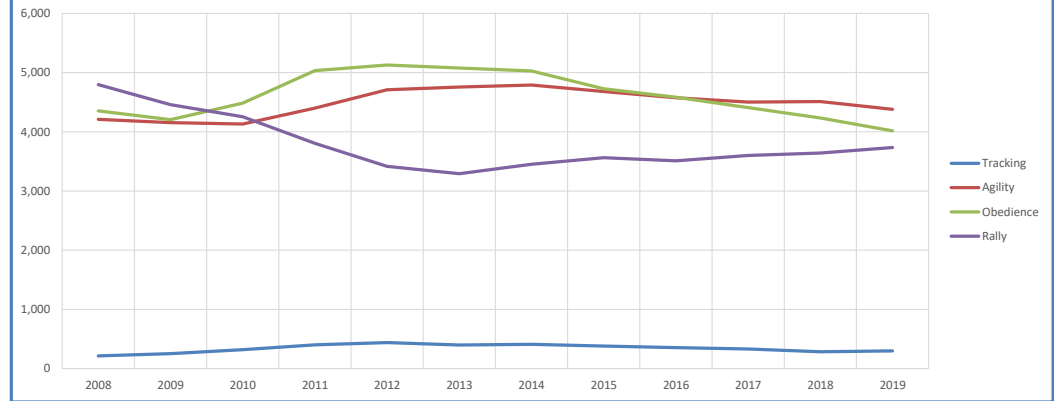


% Change Companion	-	-3.1%	-0.9%	1.4%	0.7%	-0.4%	-0.5%	-3.2%	-1.0%	-1.8%	-1.4%	-0.9%
% Change Performance	-	1.1%	-4.1%	-0.8%	2.2%	0.9%	1.6%	-0.8%	3.9%	6.0%	4.9%	5.2%
% Change Conformation	-	-4.8%	-4.2%	-1.7%	-2.4%	-2.1%	-4.1%	-2.4%	-0.6%	-3.1%	-2.0%	-1.1%

Performance: Total Unique Dogs Placing

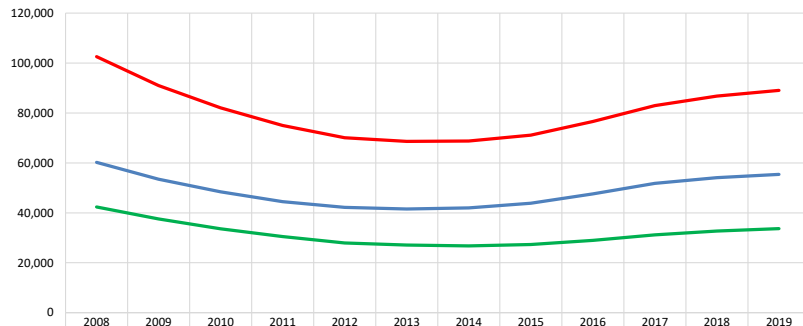


Companion: Total Unique Dogs Entered



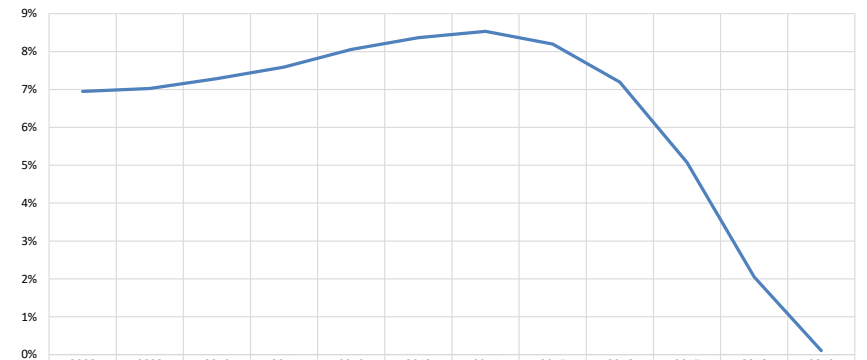
Sporting Group

Breeding: Unique Individual Dogs & Bitches Bred Each Year



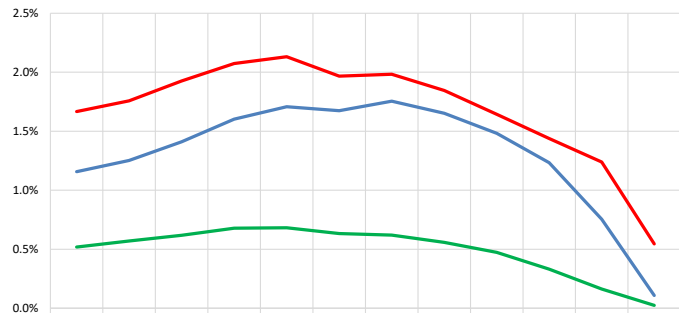
Unique Dogs (each year)	42,347	37,549	33,633	30,485	27,899	27,079	26,750	27,285	28,969	31,165	32,701	33,683
Unique Bitches (each year)	60,215	53,455	48,415	44,475	42,200	41,531	42,000	43,849	47,614	51,797	54,070	55,369
Total Bred (each year)	102,562	91,004	82,048	74,960	70,099	68,610	68,750	71,134	76,583	82,962	86,771	89,052

% of Each Year's Litter Complement that have been Bred (to date)



% Complement Bred (to date)	6.9%	7.0%	7.3%	7.6%	8.1%	8.4%	8.5%	8.2%	7.2%	5.1%	2.0%	0.1%
-----------------------------	------	------	------	------	------	------	------	------	------	------	------	------

Competing: % of Each Year's Litter Complement in Competition



% Complement in Companion (to date)	0.52%	0.57%	0.62%	0.68%	0.68%	0.63%	0.62%	0.56%	0.47%	0.33%	0.16%	0.02%
% Complement Placing in Performance (to date)	1.2%	1.3%	1.4%	1.6%	1.7%	1.7%	1.8%	1.7%	1.5%	1.2%	0.8%	0.1%
% Complement in Conformation (to date)	1.7%	1.8%	1.9%	2.1%	2.1%	2.0%	2.0%	1.8%	1.6%	1.4%	1.2%	0.5%